

# PMT.110

SUPER-technopolymer  
indexing plungers



ELESA Original design

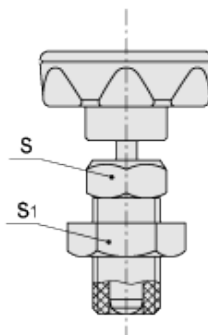
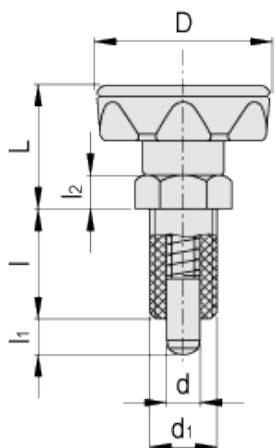


INOX  
Stainless Steel



PMT.110-A  
PMT.110-SST-A

PMT.110-AK  
PMT.110-SST-AK



## technical informations

### Threaded body

Special glass-fibre reinforced polyamide based (PA) SUPER-technopolymer. Resistant to solvents, oils, greases and other chemical agents.

### Plunger

Black-oxide hardened steel or AISI 303 stainless steel.  
Suggested tolerance for matching hole = H7.

### Knob

Glass-fibre reinforced polyamide based (PA) technopolymer, grey-black colour, matte finish. Resistant to solvents, oils, greases and other chemical agents.

## Spring

AISI 302 stainless steel.

## Locking nut

Special glass-fibre reinforced polyamide based (PA) SUPER-technopolymer. Resistant to solvents, oils, greases and other chemical agents.

## Standard executions

- PMT.110-A: black-oxide steel plunger, without locking nut.
- PMT.110-AK: black-oxide steel plunger, with locking nut (supplied not assembled).
- PMT.110-SST-A: AISI 303 stainless steel plunger, without locking nut, not magnetic.
- PMT.110-SST-AK: AISI 303 stainless steel plunger, with locking nut (supplied not assembled), not magnetic.

## Features and applications

- Lightness and high mechanical resistance of the product.
- Anticorrosive material: suitable even in the presence of liquid or humidity (PMT.110-SST).
- The SUPER-technopolymer threaded body of the plunger offers a low friction factor to the plunger stroke; no lubricating maintenance is required.
- Resistant to several washing cycles with solvents and detergents, for this reason they are suitable for applications as in the pharmaceutical or food industry.

## Assembly instructions

Make sure that no machining residues are left on the threaded hole for the screwing of PMT.110 indexing plunger (see fig. 1). Do not make any chamfering in the hole (see fig. 2).

SUPER-technopolymer product, according to Elessa technology, dimensions based on GN 617 standard in agreement with Otto Ganter GmbH & Co. KG.

Fig.1

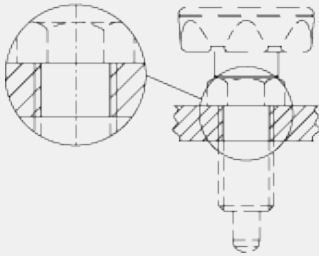
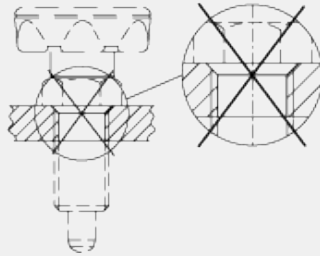
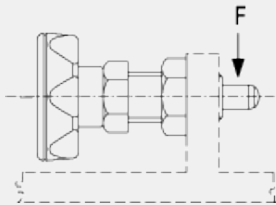


Fig.2



## Static load at breakage Test method



Standard Elements		Main dimensions									Spring pressure		Maximum tightening torque	Static load at breakage	Weight
Code	Description	$d_{-0.1}^{-0.15}$	$d_1$	L	D	I	$l_1$	$l_2$	s	$s_1$	Preload [N~]	Max. load [N~]	[Nm]	F [N]	g
51811	PMT.110-8-M16x1.5-A	8	M16x1.5	34	45	26	8	8	19	-	11	30	18	5900	47
51821	PMT.110-8-M16x1.5-AK	8	M16x1.5	34	45	26	8	8	19	24	11	30	18	5900	51
51812	PMT.110-10-M20x1.5-A	10	M20x1.5	36	45	33	10	10	22	-	19	45	25	7700	62
51822	PMT.110-10-M20x1.5-AK	10	M20x1.5	36	45	33	10	10	22	30	19	45	25	7700	70

Standard Elements		Main dimensions											Spring pressure		Maximum tightening torque	Static load at breakage	Weight
Code	Description	d <sup>-0.15</sup> -0.1	d <sub>1</sub>	L	D	I	I <sub>1</sub>	I <sub>2</sub>	s	s <sub>1</sub>	Preload [N~]	Max. load [N~]	[Nm]	F [N]	g		
51831	PMT.110-SST-8-M16x1.5-A	8	M16x1.5	34	45	26	8	8	19	-	11	30	18	4400	47		
51841	PMT.110-SST-8-M16x1.5-AK	8	M16x1.5	34	45	26	8	8	19	24	11	30	18	4400	51		
51832	PMT.110-SST-10-M20x1.5-A	10	M20x1.5	36	45	33	10	10	22	-	19	45	25	6800	62		
51842	PMT.110-SST-10-M20x1.5-AK	10	M20x1.5	36	45	33	10	10	22	30	19	45	25	6800	70		



ELESA-GANTER models all rights reserved in accordance with the law. Always mention the source when reproducing our drawings.

**STANDARD MACHINE ELEMENTS WORLDWIDE**